

AS1 LED LED Area Luminaire

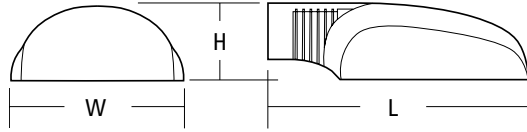


AERIS



Specifications

EPA:	0.7 ft ² (0.07 m ²)
Length:	22-1/4" (56.4 cm)
Width:	13" (33.0 cm)
Height:	6-3/8" (15.9 cm)
Weight (max):	33 lbs (14.8 kg)



Catalog Number

Notes

Type

Hit the Tab key or mouse over the page to see all interactive elements.

A+ Capable Luminaire

This item is an A+ capable luminaire, which has been designed and tested to provide consistent color appearance and system-level interoperability.

- All configurations of this luminaire meet the Acuity Brands' specification for chromatic consistency
- This luminaire is A+ Certified when ordered with DTL® controls marked by a shaded background. DTL DLL equipped luminaires meet the A+ specification for luminaire to photocontrol interoperability¹
- This luminaire is part of an A+ Certified solution for ROAM®2 or XPoint™ Wireless control networks, providing out-of-the-box control compatibility with simple commissioning, when ordered with drivers and control options marked by a shaded background¹

To learn more about A+, visit www.acuitybrands.com/aplus.

1. See ordering tree for details.
2. A+ Certified Solutions for ROAM require the order of one ROAM node per luminaire. Sold Separately: [Link to Roam](#); [Link to DTL DLL](#)



A+ Capable options indicated by this color background.

Ordering Information

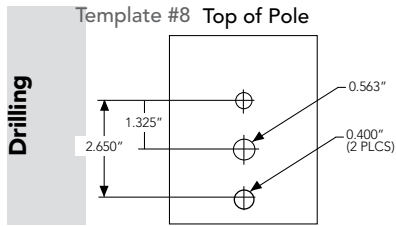
EXAMPLE: AS1 LED 42C 700 40K SR5 MVOLT SPA DDBXD

AS1 LED	Series	LEDs	Drive Current	Color temperature	Distribution	Voltage	Mounting
AS1 LED	42C	42 LEDs (one engine)	350 350mA 530 530mA 700 700mA	30K 3000 K 40K 4000 K 50K 5000 K	SR2 Type II SR4 Type IV SR3 Type III SR5 Type V	MVOLT ¹ 240 ¹ 480 120 ¹ 277 ¹ 208 ¹ 347	SPA Square pole mounting RPA Round pole mounting WBA Wall bracket

Control Options	Other Options	Finish (required)
<p>Shipped installed</p> <p>PER NEMA twist-lock receptacle only (no controls)</p> <p>PER5 Five-wire receptacle only (no controls)²</p> <p>PER7 Seven-wire receptacle only (no controls)²</p> <p>DMG 0-10v dimming wires pulled outside fixture (for use with an external control, ordered separately)³</p> <p>BL30 Bi-level switched dimming, 30%^{4,5}</p> <p>BL50 Bi-level switched dimming, 50%^{4,5}</p>	<p>Shipped separately⁶</p> <p>VG Vandal guard</p> <p>SF Single fuse (120, 277, 347V)¹</p> <p>DF Double fuse (208, 240, 480V)¹</p> <p>DFL Diffusing lens</p>	<p>DDBXD Dark bronze</p> <p>DBLXD Black</p> <p>DNAXD Natural aluminum</p> <p>DWHXD White</p> <p>DDBTXD Textured dark bronze</p> <p>DBLTXD Textured black</p> <p>DNATXD Textured natural aluminum</p> <p>DWHGXD Textured white</p>



Ordering Information



The Aeris™ has a unique drilling pattern. Specify this drilling pattern when specifying poles, per the table below.

DM19AS	1 at 90°	DM28AS	2 at 180°
DM29AS	2 at 90°	DM39AS	3 at 90°
DM49AS	4 at 90°	DM32AS	3 at 120° *

Example: SSA 20 4C DM19AS DDBXD

Visit Lithonia Lighting's [POLES CENTRAL](#) to see our wide selection of poles, accessories and educational tools.

Accessories

Ordered and shipped separately.

DLL127F 1.5 JU	Photocell - SSL twist-lock (120-277V) ⁷
DLL347F 1.5 CUL JU	Photocell - SSL twist-lock (347V) ⁷
DLL480F 1.5 CUL JU	Photocell - SSL twist-lock (480V) ⁷
DSHORT SBK U	Shorting cap ⁷
AST1VG U	Vandal guard accessory
KMA8 DDBXD U	Mast arm adapter (specify finish)
SPA19/AS DDBXD U	Square pole DM19 to DM19AS adapter (specify finish)
RPA19/AS DDBXD U	Round pole DM19 to DM19AS adapter (specify finish)

For more control options, visit [DTL](#) and [ROAM](#) online.

Tenon Mounting Slipfitter *

Tenon O.D.	Single Unit	2 at 180°	2 at 90°	3 at 120°	3 at 90°	4 at 90°
2-3/8"	AST20-190	AST20-280	AST20-290	AST20-320	AST20-390	AST20-490
2-7/8"	AST25-190	AST25-280	AST25-290	AST25-320	AST25-390	AST25-490
4"	AST35-190	AST35-280	AST35-290	AST35-320	AST35-390	AST35-490

* For round pole mounting (RPA) only.

NOTES

- MVOLT driver operates on any line voltage from 120-277V (50/60 Hz). Single fuse (SF) requires 120 or 277 voltage option. Double fuse (DF) requires 208 or 240 voltage option.
- If ROAM® node required, it must be ordered and shipped as a separate line item from Acuity Brands Controls.
- Not available with 347 or 480V.
- Requires an additional switched line.
- Dimming driver standard. Not available with 347V, 480V, PER5 or PER7
- Also available as a separate accessory; see Accessories information at left.
- Requires luminaire to be specified with PER option. Ordered and shipped as a separate line item.

Performance Data

Lumen Output

LEDs	Drive Current (mA)	System Watts	Dist. Type	40 K (4000 K, 70 CRI)				
				Lumens	B	U	G	LPW
42C (42 LEDs)	350	49W	SR2	5,060	1	0	1	103
			SR3	5,060	1	0	1	103
			SR4	5,026	1	0	1	103
			SR5	5,351	3	0	1	109
	530	75W	SR2	7,021	2	0	2	94
			SR3	7,021	1	0	2	94
			SR4	6,974	1	0	2	93
			SR5	7,424	3	0	2	99
	700	97W	SR2	8,533	2	0	2	88
			SR3	8,533	2	0	2	88
			SR4	8,476	2	0	2	87
			SR5	9,023	3	0	2	93

Lumen Ambient Temperature (LAT) Multipliers

Use these factors to determine relative lumen output for average ambient temperatures from 0-40°C (32-104°F).

Ambient	Lumen Multiplier
0°C	1.06
10°C	1.04
20°C	1.01
25°C	1.00
30°C	0.99
40°C	0.96

Projected LED Lumen Maintenance

Data references the extrapolated performance projections for the **AS1 LED 42C 700** platform in a **25°C ambient**, based on 10,000 hours of LED testing (tested per IESNA LM-80-08 and projected per IESNA TM-21-11).

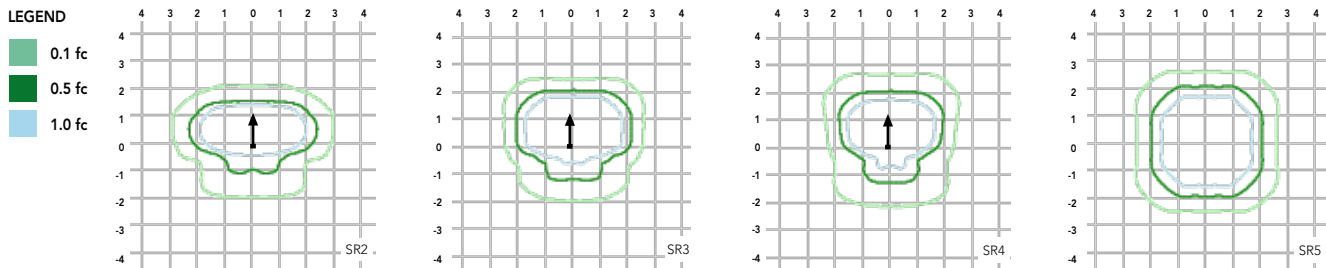
To calculate LLF, use the lumen maintenance factor that corresponds to the desired number of operating hours below. For other lumen maintenance values, contact factory.

Operating Hours	0	25,000	50,000	100,000
Lumen Maintenance Factor	1.0	0.96	0.92	0.85

Photometric Diagrams

To see complete photometric reports or download .ies files for this product, visit [Lithonia Lighting's AS1 LED homepage](#).

Isofootcandle plots are considered to be representative of available optical distributions.



FEATURES & SPECIFICATIONS

INTENDED USE

The energy savings and long life of the AS1 LED area luminaire make it a reliable choice for illuminating streets, walkways, parking lots, and surrounding areas.

CONSTRUCTION

Single-piece die-cast aluminum housing with nominal wall thickness of .012". Die-cast doorframe has impact-resistant, tempered glass lens (3/16" thick). Doorframe is fully gasketed with one-piece tubular silicone.

FINISH

Exterior parts are protected by a zinc-infused Super Durable TGIC thermoset powder coat finish that provides superior resistance to corrosion and weathering. A tightly controlled multi-stage process ensures a minimum 3 mils thickness for a finish that can withstand extreme climate changes without cracking or peeling.

OPTICS

Precision-molded refractive acrylic optics housed behind the door frame lens are available in four distributions. Light engines are available in standard 4000 K or optional 3000 K or 5000 K (70 CRI) configurations. The AS1 has zero uplight and qualifies as a Nighttime Friendly™ product, meaning it is consistent with the LEED® and Green Globes™ criteria for eliminating wasteful uplight.

ELECTRICAL

Light engine consists of 42 high-efficacy LEDs mounted to a metal-core circuit board and aluminum heat sink, ensuring optimal thermal management and long life. Class 1 electronic driver

has a power factor >90%, THD <20%, and has an expected life of 100,000 hours with <1% failure rate. Easily-serviceable surge protection device meets a minimum Category C Low operation (per ANSI/IEEE C62.41.2).

INSTALLATION

Integral arm provides easy installation to a pole and assists in alignment and leveling.

LISTINGS

CSA certified to U.S. and Canadian standards. Luminaire is IP65 rated. **U.S. Patent No. D447,590. Canada Patent No. 94324.**

WARRANTY

5-year limited warranty. Complete warranty terms located at:
www.acuitybrands.com/CustomerResources/Terms_and_conditions.aspx.

Note: Actual performance may differ as a result of end-user environment and application. All values are design or typical values, measured under laboratory conditions at 25 °C. Specifications subject to change without notice.