

**RESOLUTION NO. 2024-029**  
**(2/27/2022)**

**RESOLUTION OF THE VILLAGE BOARD OF THE VILLAGE OF CALEDONIA  
TO AWARD A DIRECT CONTRACT WITH TREE TOWNS IMAGING & COLOR  
GRAPHICS FOR ADDITIONAL WALL GRAPHICS  
IN THE PUBLIC SAFETY BUILDING**

The Village Board for the Village of Caledonia resolves as follows:

**WHEREAS**, the Village Board adopted Resolutions 2021-94, 2021-114, 2022-78, & 2022-119 for various contracts for the construction of the Public Safety Building.

**WHEREAS**, the construction of the Public Safety Building is nearing completion and Village staff has identified the need for additional wall graphics within the Public Safety Building.

**WHEREAS**, the Village's Construction Manager at Risk solicited for bids for the additional wall graphics for the Public Safety Building.

**WHEREAS**, it has been identified that Contract #9.06 Wall Graphics is more cost effective if it were a direct contract through the Village of Caledonia.

**WHEREAS**, the lowest responsible bid, after review by the Construction Manager at Risk was Tree Towns Imaging & Color Graphic in the amount of \$34,134.75.

**WHEREAS**, the Public Services Director and Village Administrator recommend awarding Contract #9.06 for the Public Safety Building to Tree Towns Imaging & Color Graphics in the amount of \$34,134.75.

**NOW, BE IT RESOLVED** that Contract #9.06 for the Project be and hereby is, awarded to the lowest responsible bidder, Tree Towns Imaging & Color Graphics in the amount of \$34,134.75 and that the Village President and the Village Clerk are authorized to execute the Contract and any other documents necessary to carry out the intent of this Resolution.

27 Adopted by the Village Board of the Village of Caledonia, Racine County, Wisconsin, this day of February, 2024.

**VILLAGE OF CALEDONIA**

By: Thomas Weatherston  
Thomas Weatherston  
Village President

Attest: Jennifer Olsen  
Jennifer Olsen  
Village Clerk

## CONTRACT

THIS CONTRACT made this 29th day of January, 2024, by and between **Tree Towns Imaging & Color Graphics**, herein called the "Contractor" and the Village of Caledonia, Wisconsin, a municipal body, located in Racine County, Wisconsin. The Village of Caledonia herein called called the "Owner".

## WITNESSETH

For and in consideration of the mutual covenants herein contained the parties agree as follows:

### ARTICLE 1 SCOPE OF WORK

The Contractor hereby agrees at its own cost and expense to perform, furnish and pay for all work, workmanship, materials, labor, utility services, tools, equipment, appliances, machinery, transportation, appurtenances, services and incidentals, and such additional items not specifically indicated or described that can be reasonably inferred as belonging to the item indicated or described and as required by good practice to provide a complete and satisfactory improvement, system or structure, of any nature whatsoever necessary or convenient to complete the construction of the **Village of Caledonia Public Safety Building – Contract No. 09.06 – Wall Graphics** (hereinafter referred to as the "Project") as shown on and as described in the:

#### **VILLAGE OF CALEDONIA - PUBLIC SAFETY BUILDING CONTRACT DOCUMENTS**

(hereinafter referred to as the "Contract Documents"), in a workmanlike manner and in strict conformity and full compliance with the Contract Documents herein mentioned and made a part of this Contract as fully and completely as if the same were fully set forth herein.

### ARTICLE 2 CONTRACT PRICE

The Owner shall pay to the Contractor **Thirty-Four Thousand One Hundred Thirty-Four Dollars and Seventy-Five Cents (\$34,134.75)** for the performance of this Contract in the manner and at the times provided in the Contract Documents, subject to the final computation of the exact scope of work performed, and subject to any additions or deductions provided in the Contract Documents, and subject to adjustment in accordance with the Contract Documents. See attached Exhibit A for scope of work.

The Contractor agrees to complete the work within the time specified herein and to accept as full payment the amounts computed hereunder and determined by the Contract Documents.

The Contractor agrees that if, within two years after the Completion Date Of The Work, any work provided by the Contractor or any of his subcontractors, suppliers or service providers is found by the Owner to be defective, or not in accordance with the Contract Documents, the Contractor shall, at the Contractor's sole cost and expense and without additional payment from Owner, promptly after receipt of a written notice from the

Owner to do so, and in accordance with the Owner's instructions, either correct such work, or, if the work has been rejected by the Owner, remove and replace such work with work that is in accordance with the Contract Documents and not defective.

The Owner, in case the items under this Contract are not finished within the time required, or within an extended time approved in writing by the Owner, is authorized to take charge and finish the work at the expense of the Contractor and the sureties of the Contractor.

### **ARTICLE 3 COMPONENT PARTS OF THIS DOCUMENT**

This Contract consists of the following component parts of the Contract Documents, all of which are hereby made a part of this Contract as fully and completely as if the same were fully set forth herein:

- A. Plans and Specifications Provided by FGM Dated 8/19/22**
- B. Addendum 1 – 4 as listed in Exhibit A**
- C. The Subcontract Scope of Work as listed in Exhibit A**
- D. Project Documents as listed in Exhibit B**
- E. Project Schedule as listed in Exhibit C**
- F. Insurance Requirements as listed in Exhibit D**

The Contract Documents form a complete unit, and requirements called for by one are as binding as if called for by all.


### **ARTICLE 4 PAYMENT FOR LABOR, SERVICES, MATERIALS, PLANS AND SPECIFICATIONS**

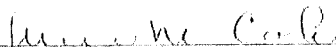
The Contractor specifically agrees to pay all claims for labor, services, materials, plans or specifications performed, furnished, procured, used or consumed that pertain to the work described in the Contract Documents, including without limitation because of enumeration, fuel, lumber, building materials, machinery, vehicles, tractors, equipment, fixtures, apparatus, tools, appliances, supplies, electric energy, gasoline, motor oil, lubricating oil, greases, state imposed taxes, premiums for worker's compensation insurance and contributions for unemployment insurance, as the obligation of the Contractor.

Signature page to follow


IN WITNESS WHEREOF, we, the parties hereto, each hereby subscribe this Contract.


Tree Towns Imaging & Color Graphics

By:   
Print Name: CHUCK WULGARD  
Office: PRESIDENT

Attest:   
Print Name: Jennifer Olsen  
Office: SECRETARY

VILLAGE OF CALEDONIA, WISCONSIN

By:   
Tom Weatherston  
President

Attest:   
Jennifer Olsen  
Clerk

Provision has been made to pay the liability that will accrue under the above and foregoing Contract.

Wayne Krueger  
Wayne Krueger  
Caledonia Finance Manager

Date: 2/27/2024

## EXHIBIT A

**SECTION (S) OF WORK/DESCRIPTION:** Contract 09.06 – Wall Graphics  
Division 00 Bidding and Procurement Requirements  
Division 01 General Requirements  
09 72 00 Wall Coverings

### **SCOPE OF WORK INCLUSIONS:**

1. Labor, material and equipment necessary to perform the above section(s) of work per plans and specifications as prepared by FGM Architects Inc. dated **6/20/2022**.
2. Addenda as outlined below have been reviewed in their entirety and are incorporated as part of this contract:
  - Addendum 1 dated 6/24/22
  - Addendum 2 dated 7/6/22
  - Addendum 3 dated 7/8/22
  - Addendum 4 dated 7/15/22
3. The following alternates are incorporated as part of this contract:
  -
4. Compliance with The Village of Caledonia licensing requirements for contractors.
5. Compliance with all OSHA, local, and RCCI safety requirements.
6. Includes all required safety equipment and measures to meet OSHA standards for this scope of work.
7. This Contractor shall not publish, permit to be published, or distribute for public or social consumption, any information, oral or written, concerning the performance of this contract, jobsite conditions, ongoing work of all trades and achievement of milestones, without the prior written consent of Riley Construction. It is understood and agreed that all photographs taken and/or time-lapse videos captured within the established construction limits of the project may not be used for any reason external to the completion of work, including marketing or other social communication, without prior awareness and acknowledgement, and failure to do so may result in termination of employees or firm.
8. If, and to the extent Contractor receives reimbursement or additional time from Owner under the prime agreement, the Subcontract Amount, Subcontract Time, and Progress Schedule shall be equitably adjusted for COVID-19 or any other epidemic, pandemic, or other declaration of public health emergency, affecting the performance of the Subcontract Work.
9. Provide all insurance requirements as required by RCCI, attached here to prior to starting on-site.
10. This subcontractor agrees to fully complete and return Riley Construction's Contractor Pre-Qualification Form as a condition of contract award (if not previously qualified).
11. Attendance at job site meetings is required unless excused in writing by Riley's project manager. Minimally, attendance is required at the pre-construction meeting, pre-install meetings (including the installing supervisor), weekly coordination meetings, weekly foreman meetings, daily foreman huddle, pull plan meetings and all meetings when subcontractor is delinquent with subcontract requirements, three (3) weeks prior to commencement of subcontract work, while subcontractor has crews on site, and up to three (3) weeks subsequent to completion of work on site. Failure to attend will result in a back-charge of \$500 being assessed without warning or notice.
12. Pro-actively participate in design and coordination meetings involving other trades. Identify installation needs prior to start of work as necessary for proper installation coordination. Contractor is responsible for reviewing all project documents to coordinate and anticipate conflicts with other trades, and to determine layout locations. No allowance for price increase will be allowed for the trade contractors failure to coordinate during construction, with other contractors and with the project documents.
13. Permits.
14. All plans & specs will be provided to subcontractors electronically. All copies will be made at the expense of this subcontractor. It is the responsibility of this subcontractor to download plans & specs from Riley's website. Failure to do so will not excuse nonperformance or constitute additional time.
15. Upload all submittals to Procore no later than 2/9/2024 If required by contract, this contractor also agrees to provide three (3) hard copies of approved submittals to Riley Construction for record documents. Partial submittals are not acceptable and will not be reviewed or submitted to Architect for approval.
16. Upload all closeouts to Procore at least two (2) weeks prior to Project Substantial Completion. If required, this contractor also agrees to provide hard copies of all documents.
17. Provide all coordination drawing submittals as required in the Building Information Modeling and Coordination Exhibit.
18. Pricing for Changes in the Work will be submitted within five (5) business days of receiving the request

for proposal / quote from Riley Construction Company. All prices not submitted in this time-frame will be considered incidental to the cost of the work (at the discretion of Riley project manager) and adjustment will be made to the subcontract amount.

19. Complete breakdown of proposed changes.
20. Limits of Markups for Changes in Work:  
Total Mark Up – 10%
21. Project lay-down area is extremely limited, and all suppliers shall assume that material deliveries will be made on a "just in time" basis. On site storage will be awarded solely by the on-site superintendent on an "as need" basis. No bulk material deliveries will be accepted at the project site without prior approval by the on-site superintendent.
22. If it is determined by the on-site superintendent that this subcontractor is delaying or disrupting the progress of the project, this subcontractor will be required to work multiple shifts, extended hours, and/or weekend hours at their cost.
23. Freight to job site, unloading, hoisting.
24. Subcontractors and suppliers are responsible for freight, unloading and hoisting of their own materials and equipment. RCCI may NOT have a lull or forklift on-site full-time.
25. All field measurements, field verifications, and any necessary layout/surveying.
26. All cutting, coring and patching as may pertain to this section of work. This includes, but is not limited to, patching of any applied fireproofing and intumescent mastic fireproofing, damaged or removed as a result of this contractor's activities.
27. Provide and maintain all existing conditions, temporary utilities, partitions, weather service, safety protection required for the installation of work in this scope.
28. Includes all protection to existing or finished materials during installation of this scope of work. Cost to repair any damage caused by installation of this scope of work to surrounding materials will be the sole responsibility of this contractor.
29. Mobilizations for phased work to complete work in accordance with RCCI project schedule.
30. A minimum 2-year labor, material, and equipment warranty for all work provided. Provide additional warranties where required by the project plans and specifications.
31. The cost for restarting failed work installed under this subcontract will be paid by this contractor.
32. Provide joint sealants (acoustical, general, or rated) at all penetrations through floors, ceilings, partitions, and finished surfaces. This includes installation of a UL listed firestopping system at all penetrations through rated assemblies. Riley reserves the right to hire an independent firestopping contractor to repair all failed penetrations at this subcontractor's expense.
33. All work within a listed specification section is provided by this subcontractor, unless otherwise noted in this subcontractor's scope of work. All references to work provided by other trades (the GC, CM, EC, etc.) should be ignored.
34. All work will be performed by employees of this subcontractor. If this subcontractor determines that a portion of the work will be provided by a secondary subcontractor, they are either listed below or a list will be provided to Riley Construction's project manager in writing prior to any mobilization on site.
35. Schedule is of the utmost importance and will be maintained by this subcontractor.  
Lead time for submittals: N/A  
Installation crew size: 2 workers  
Installation duration: 5 days

#### **SPECIFIC SCOPE OF WORK INCLUSIONS:**

1. Furnish and install Fire Department & Police Department Graphics to support the Caledonia Public Safety Building project in Caledonia Wisconsin. Graphics are to match the finalized selections mutually agreed upon by both the Village of Caledonia and FGMA.
2. The contractor (Tree Towns) is responsible for all tools, equipment and PPE required to safely perform their scope of work.
3. Installation on a substrate indicates the contractor's acceptance of said substrate.
4. The Graphics contract is to be held by the Village of Caledonia directly, but the contractor understands scheduling of work, submittal review, and pay applications will all be managed by Riley Construction. All submittals and pay applications to be sent to Riley for review and approval.

#### **SCOPE OF WORK EXCLUSIONS:**

1. Sales tax.

Drawing No.	Drawing Title	Addendum #4 (07/15/22)	Addendum #3 (07/08/22)	Addendum #2 (07/06/22)	Issued for Bid & Permit Set (06/20/22)
<b>General</b>					
G0.0	COVER SHEET				0
G0.1	ARCHITECTURAL SYMBOLS, ABBREVIATIONS & GENERAL NOTES				0
G0.2	DRAWING INDEX				0
G1.1	OVERALL FIRST FLOOR CODE COMPLIANCE PLAN				0
G1.1A	FIRST FLOOR CODE COMPLIANCE PLAN - AREA 'A'				0
G1.1B	FIRST FLOOR CODE COMPLIANCE PLAN - AREA 'B'				0
G1.1C	FIRST FLOOR CODE COMPLIANCE PLAN - AREA 'C'				0
G1.1D	FIRST FLOOR AND MEZZANINE CODE COMPLIANCE PLAN - AREA 'D'			1	0
G1.2	CODE COMPLIANCE COMCHECK REPORTS				0
G1.3	CODE COMPLIANCE COMCHECK REPORTS				0
G2.1	WALL PENETRATION DETAILS				0
G2.2	MOUNTING HEIGHTS AND STANDARD DETAILS				0
G2.3	MOUNTING HEIGHTS AND STANDARD DETAILS				0
<b>Civil</b>					
C0.0	GENERAL NOTES	2		1	0
C1.0	ALTA SURVEY				0
C1.1	OVERALL EXISTING SITE PLAN				0
C1.2	OVERALL PROPOSED SITE PLAN			1	0
C1.3	OVERALL PROPOSED UTILITY PLAN	2		1	0
C1.4	OVERALL PROPOSED GRADING PLAN	2		1	0
C1.5	OVERALL PROPOSED EROSION CONTROL PLAN				0
C1.6	POND DETAILS	1			0
C1.7	DETAILS	1			0
C1.8	DETAILS 2				0
<b>Landscaping</b>					
L0.0	LANDSCAPE PLAN OVERALL				0
L1.0	LANDSCAPE PLAN				0
L1.1	LANDSCAPE PLAN			1	0
L1.2	LANDSCAPE PLAN				0
<b>Architectural Site</b>					
A0.1	ARCHITECTURAL SITE PLAN				0
A0.2	ENLARGED ARCHITECTURAL SITE PLANS			1	0
A0.3	ARCHITECTURAL SITE DETAILS				0
<b>Architectural</b>					
A1.1	FLOOR PLAN -1ST FLOOR - OVERALL				0
A1.1A	NOTATION PLAN - 1ST FLOOR -AREA 'A'				0
A1.1B	NOTATION PLAN - 1ST FLOOR -AREA 'B'				0
A1.1C	NOTATION PLAN - 1ST FLOOR -AREA 'C'				0
A1.1D	NOTATION PLAN - 1ST FLOOR AND MEZZANINE - AREA 'D'				0
A1.2	DIMENSION PLAN - 1ST FLOOR - OVERALL				0
A1.2A	DIMENSION PLAN - 1ST FLOOR -AREA 'A'				0
A1.2B	DIMENSION PLAN - 1ST FLOOR -AREA 'B'				0
A1.2C	DIMENSION PLAN - 1ST FLOOR -AREA 'C'				0
A1.2D	DIMENSION PLAN - 1ST FLOOR AND MEZZANINE - AREA 'D'				0
A1.3	ROOF PLAN - OVERALL				0
A1.3A	ROOF PLAN -AREA 'A'				0
A1.3B	ROOF PLAN -AREA 'B'				0
A1.3C	ROOF PLAN -AREA 'C'				0
A1.3D	ROOF PLAN -AREA 'D'				0
A1.4	REFLECTED CEILING PLAN - 1ST FLOOR - OVERALL				0
A1.4A	REFLECTED CEILING PLAN - 1ST FLOOR -AREA 'A'				0
A1.4B	REFLECTED CEILING PLAN - 1ST FLOOR -AREA 'B'				0
A1.4C	REFLECTED CEILING PLAN - 1ST FLOOR -AREA 'C'				0
A1.4D	REFLECTED CEILING PLAN - 1ST FLOOR AND MEZZANINE - AREA 'D'				0
A1.5	FINISH PLAN -1ST FLOOR - OVERALL				0
A1.5A	FINISH PLAN -1ST FLOOR - AREA 'A'				0
A1.5B	FINISH PLAN -1ST FLOOR - AREA 'B'				0
A1.5C	FINISH PLAN -1ST FLOOR - AREA 'C'				0
A1.5D	FINISH PLAN -1ST FLOOR AND MEZZANINE -AREA 'D'				0
A1.6A	SIGNAGE PLAN -1ST FLOOR -AREA 'A'				0
A1.6B	SIGNAGE PLAN -1ST FLOOR -AREA 'B'				0
A1.6C	SIGNAGE PLAN -1ST FLOOR -AREA 'C'				0
A1.6D	SIGNAGE PLAN -1ST FLOOR AND MEZZANINE -AREA 'D'				0
A1.7A	FURNITURE PLAN - 1ST FLOOR -AREA 'A'				0
A1.7B	FURNITURE PLAN - 1ST FLOOR -AREA 'B'				0
A1.7C	FURNITURE PLAN - 1ST FLOOR -AREA 'C'				0
A1.7D	FURNITURE PLAN - 1ST FLOOR AND MEZZANINE - AREA 'D'				0
A2.0	EXTERIOR ELEVATIONS				0
A2.1	ENLARGED EXTERIOR ELEVATIONS			1	0
A2.2	ENLARGED EXTERIOR ELEVATIONS			1	0
A2.3	ENLARGED EXTERIOR ELEVATIONS			1	0
A2.4	ENLARGED EXTERIOR ELEVATIONS			1	0
A2.5	EXTERIOR & INTERIOR STOREFRONT TYPES				0
A3.0	BUILDING SECTIONS				0
A3.1	BUILDING SECTIONS				0
A3.2	WALL SECTIONS				0
A3.3	WALL SECTIONS				0
A3.4	WALL SECTIONS				0
A3.5	WALL SECTIONS				0
A3.6	WALL SECTIONS				0
A3.7	WALL SECTIONS				0
A3.8	WALL SECTIONS				0

Drawing No.	Drawing Title	Addendum #4 (07/16/22)	Addendum #3 (07/08/22)	Addendum #2 (07/08/22)	Issued for Bid & Permit Set (06/20/22)
A3.9	VERTICAL CIRCULATION				0
A3.10	EXTERIOR DETAILS				0
A3.11	EXTERIOR DETAILS				0
A4.0	ENLARGED PLANS & INTERIOR ELEVATIONS				0
A4.1	ENLARGED PLANS & INTERIOR ELEVATIONS				0
A4.2	ENLARGED PLANS & INTERIOR ELEVATIONS				0
A4.3	ENLARGED DETENTION PLANS & INTERIOR ELEVATIONS				0
A4.4	ENLARGED PLANS & INTERIOR ELEVATIONS				0
A4.5	INTERIOR ELEVATIONS				0
A4.6	INTERIOR ELEVATIONS				0
A4.7	INTERIOR ELEVATIONS				0
A4.8	INTERIOR ELEVATIONS				0
A4.9	INTERIOR ELEVATIONS				0
A4.10	INTERIOR ELEVATIONS				0
A4.11	INTERIOR ELEVATIONS				0
A4.12	ENLARGED PLAN DETAILS				0
A5.0	DOOR AND FRAME SCHEDULES & TYPES				0
A5.1	DOOR DETAILS				0
A5.2	DOOR & BORROWED LITE DETAILS				0
A5.3	STOREFRONT DETAILS				0
A5.4	FINISH LEGEND & EQUIPMENT SCHEDULES				0
A6.1	PARTITION TYPES				0
A6.2	PARTITION DETAILS				0
A6.3	ROOF DETAILS				0
A6.4	ROOF DETAILS				0
A6.5	ROOF DETAILS				0
A6.6	CEILING DETAILS				0
A6.7	LOCKER TYPES AND INTERIOR DETAILS				0
A6.8	CASEWORK AND INTERIOR DETAILS				0
A6.9	CASEWORK AND INTERIOR DETAILS				0
A6.10	DETENTION DETAILS				0
A6.11	SIGNAGE DETAILS				0
A6.12	SIGNAGE DETAILS				0
<b>Structural</b>					
S0.1	GENERAL NOTES AND ABBREVIATIONS				0
S0.2	PROJECT SCHEDULES AND NOTES				0
S1.1	OVERALL FOUNDATION PLAN				0
S1.2	SNOW DRIFT PLAN				0
S1.3	ROOF UPLIFT PLAN				0
S1.4	ROOF DECK FASTENING PLAN				0
S1.A1	FOUNDATION PLAN - AREA A				0
S1.A2	ROOF FRAMING PLAN - AREA A				0
S1.B1	FOUNDATION PLAN - AREA B			1	0
S1.B2	ROOF FRAMING PLAN - AREA B			1	0
S1.B3	ROOF FRAMING PLAN - AREA B				0
S1.C1	FOUNDATION PLAN - AREA C				0
S1.C2	ROOF FRAMING PLAN - AREA C				0
S1.C3	ROOF FRAMING PLAN - AREA C				0
S1.D1	FOUNDATION PLAN - AREA D				0
S1.D2	FLOOR FRAMING PLAN - AREA D				0
S1.D3	ROOF FRAMING PLAN - AREA D				0
S3.1	FRAMING ELEVATIONS				0
S5.1	SECTIONS AND DETAILS				0
S5.2	SECTIONS AND DETAILS				0
S5.3	SECTIONS AND DETAILS				0
S5.4	SECTIONS AND DETAILS				0
S5.5	SECTIONS AND DETAILS				0
S5.6	SECTIONS AND DETAILS				0
S5.7	SECTIONS AND DETAILS				0
S5.8	SECTIONS AND DETAILS				0
S5.9	SECTIONS AND DETAILS				0
S5.10	SECTIONS AND DETAILS				0
S5.11	SECTIONS AND DETAILS				0
<b>Mechanical</b>					
M0.0	MECHANICAL GENERAL NOTES/SYMBOLS				0
M1.1A	MECHANICAL PLAN - 1ST FLOOR -AREA 'A'			1	0
M1.1B	MECHANICAL PLAN - 1ST FLOOR -AREA 'B'			1	0
M1.1C	MECHANICAL PLAN - 1ST FLOOR -AREA 'C'			1	0
M1.1D	MECHANICAL PLAN - AREA 'D'			1	0
M1.3A	MECHANICAL PLAN -ROOF- AREA 'A'			1	0
M1.3B	MECHANICAL PLAN -ROOF- AREA 'B'			1	0
M1.3C	MECHANICAL PLAN -ROOF- AREA 'C'			1	0
M1.3D	MECHANICAL PLAN -ROOF- AREA 'D'			1	0
M2.1A	HEATING PLAN -1ST FLOOR -AREA 'A'			1	0
M2.1B	HEATING PLAN -1ST FLOOR -AREA 'B'			1	0
M2.1C	HEATING PLAN -1ST FLOOR -AREA 'C'			1	0
M2.1D	HEATING PLAN -1ST FLOOR -AREA 'D'			1	0
M3.1	MECHANICAL SECTIONS				0
M4.1	MECHANICAL SCHEDULES				0
M4.2	MECHANICAL SCHEDULES			1	0
M4.3	MECHANICAL SCHEDULES			1	0
M4.4	MECHANICAL SCHEDULES			1	0
M5.1	MECHANICAL DETAILS				0



Drawing No.	Drawing Title	Addendum #4 (07/15/22)	Addendum #3 (07/08/22)	Addendum #2 (07/06/22)	Issued for Bid & Permit Set (08/20/22)
M5.2	MECHANICAL DETAILS			1	0
M5.3	MECHANICAL DETAILS			1	0
TC1.0	TEMPERATURE CONTROLS SCHEMATICS				0
TC1.1	TEMPERATURE CONTROLS SCHEMATICS				0
TC1.2	TEMPERATURE CONTROLS SCHEMATICS				0
TC1.3	TEMPERATURE CONTROLS SCHEMATICS				0
<b>Plumbing</b>					
P0.0	PLUMBING TITLE SHEET			1	0
P2.0A	PLUMBING PLAN - FOUNDATION - AREA 'A'			1	0
P2.0B	PLUMBING PLAN - FOUNDATION - AREA 'B'			1	0
P2.0C	PLUMBING PLAN - FOUNDATION - AREA 'C'			1	0
P2.0D	PLUMBING PLAN - FOUNDATION - AREA 'D'			1	0
P2.1A	PLUMBING PLAN - 1ST FLOOR -AREA 'A'			1	0
P2.1B	PLUMBING PLAN - 1ST FLOOR -AREA 'B'			1	0
P2.1C	PLUMBING PLAN - 1ST FLOOR -AREA 'C'			1	0
P2.1D	PLUMBING PLANS - 1ST FLOOR -AREA 'D'			1	0
P2.2A	PLUMBING PLAN - ROOF AREA 'A'			0	0
P2.2B	PLUMBING PLAN - ROOF AREA 'B'			0	0
P2.2C	PLUMBING PLAN - ROOF AREA 'C'			0	0
P3.1	PLUMBING ISOMETRIC DIAGRAMS			1	0
P4.1	PLUMBING SCHEDULES			1	0
P5.1	PLUMBING DETAILS				0
<b>Fire Protection</b>					
F0.0	FIRE PROTECTION GENERAL NOTES, LEGEND, AND DETAILS				0
F2.1A	FIRE PROTECTION PLAN - 1ST FLOOR -AREA 'A'				0
F2.1B	FIRE PROTECTION PLAN - 1ST FLOOR -AREA 'B'				0
F2.1C	FIRE PROTECTION PLAN - 1ST FLOOR -AREA 'C'				0
F2.1D	FIRE PROTECTION PLAN - 1ST FLOOR -AREA 'D'				0
F5.1	FIRE PROTECTION DETAILS				0
<b>Electrical</b>					
E0.0	ELECTRICAL TITLE SHEET	1			0
E0.1	ELECTRICAL SITE PLAN	2		1	0
E2.1A	ELECTRICAL LIGHTING PLAN -1ST FLOOR -AREA 'A'	2		1	0
E2.1B	ELECTRICAL LIGHTING PLAN -1ST FLOOR -AREA 'B'	2		1	0
E2.1C	ELECTRICAL LIGHTING PLAN -1ST FLOOR -AREA 'C'	2		1	0
E2.1D	ELECTRICAL LIGHTING PLAN -1ST FLOOR -AREA 'D'	2		1	0
E3.1A	ELECTRICAL POWER PLAN - 1ST FLOOR -AREA 'A'	2		1	0
E3.1B	ELECTRICAL POWER PLAN - 1ST FLOOR -AREA 'B'	2		1	0
E3.1C	ELECTRICAL POWER PLAN - 1ST FLOOR -AREA 'C'	2		1	0
E3.1D	ELECTRICAL POWER PLAN - 1ST FLOOR -AREA 'D'	2		1	0
E3.2A	ELECTRICAL POWER PLAN - ROOF -AREA 'A'	2		1	0
E3.2B	ELECTRICAL POWER PLAN - ROOF -AREA 'B'	2		1	0
E3.2C	ELECTRICAL POWER PLAN - ROOF -AREA 'C'	2		1	0
E3.2D	ELECTRICAL POWER PLAN - ROOF -AREA 'D'	2		1	0
E4.1A	ELECTRICAL SYSTEMS PLAN -1ST FLOOR -AREA 'A'	2		1	0
E4.1B	ELECTRICAL SYSTEMS PLAN -1ST FLOOR -AREA 'B'	2		1	0
E4.1C	ELECTRICAL SYSTEMS PLAN -1ST FLOOR -AREA 'C'	2		1	0
E4.1D	ELECTRICAL SYSTEMS PLAN -1ST FLOOR -AREA 'D'	1			0
E4.2A	ELECTRICAL SYSTEMS PLAN -ROOF-AREA 'A'				0
E4.2B	ELECTRICAL SYSTEMS PLAN -ROOF-AREA 'B'				0
E4.2C	ELECTRICAL SYSTEMS PLAN -ROOF-AREA 'C'				0
E4.2D	ELECTRICAL SYSTEMS PLAN -ROOF-AREA 'D'				0
E5.1	ENLARGED ELECTRICAL PLANS	1			0
E6.1	ONE-LINE DIAGRAM	2		1	0
E6.2	GROUNDING DIAGRAM	1		0	0
E7.1	SCHEDULES	2		1	0
E7.2	SCHEDULES	2		1	0
E7.3	SCHEDULES	2		1	0
E7.4	SCHEDULES	2		1	0
E7.5	SCHEDULES	2		1	0
E7.6	SCHEDULES	1			0
E7.7	SCHEDULES	2		1	0
E8.1	DETAILS	2		1	0
E8.2	DETAILS				0
E8.3	LOW VOLTAGE SYSTEMS DETAILS	2		1	0
E9.1	ELECTRICAL SECTIONS	1			0
<b>Security</b>					
DE.01	SECURITY LEGEND				0
DE.02	SECURITY PLAN- 1ST FLOOR - AREA 'A'				0
DE.03	SECURITY PLAN - 1ST FLOOR - AREA 'B'				0
DE.04	SECURITY PLAN - 1ST FLOOR - AREA 'C'				0
DE.05	NOTATION PLAN - 1ST FLOOR AND MEZZANINE - AREA 'D'				0

Exhibit B  
Project Documents

Job #: 62270-900 Village of Caledonia Public Safety Building  
5045 Chester Lane  
Racine, Wisconsin 53402



**Current Specifications**

Number	Description	Revision	Issued Date	Received Date	Set
<b>00 - Procurement and Contracting Requirements</b>					
00 01 10	TABLE OF CONTENTS	0	06/20/22		Bid & Permit Specification
00 01 15	LIST OF DRAWING SHEETS	0	06/20/22		Bid & Permit Specification
00 11 16	INVITATION TO BID	1	07/15/22		Addendum #4
00 11 53	SUBCONTRACTOR PREQUALIFICATION FORM	0	06/20/22		Bid & Permit Specification
00 21 13	INSTRUCTIONS TO BIDDERS	0	06/20/22		Bid & Permit Specification
00 31 13	PRELIMINARY SCHEDULE	0	06/20/22		Bid & Permit Specification
00 31 13a	PRELIMINARY SCHEDULE	0	06/20/22		Bid & Permit Specification
00 31 32	GEOTECHNICAL REPORT	0	06/20/22		Bid & Permit Specification
00 31 32a	GEOTECHNICAL REPORT	0	06/20/22		Bid & Permit Specification
00 41 23	BID FORM	0	06/20/22		Bid & Permit Specification
00 72 00	GENERAL CONDITIONS	0	06/20/22		Bid & Permit Specification
<b>01 - General Requirements</b>					
01 10 00	SUMMARY	0	06/20/22		Bid & Permit Specification
01 12 00a	RILEY SAMPLE PURCHASE ORDER	0	06/20/22		Bid & Permit Specification
01 12 00b	RILEY SUBCONTRACT DESIGN BUILD GC PAY	0	06/20/22		Bid & Permit Specification
01 12 00c	RILEY SUBCONTRACTOR UNDER 50K GC PAY	0	06/20/22		Bid & Permit Specification
01 12 00d	RILEY SUBCONTRACT OVER 50K GC PAY	0	06/20/22		Bid & Permit Specification
01 21 00	ALLOWANCES	0	06/20/22		Bid & Permit Specification
01 22 00	UNIT PRICES	0	06/20/22		Bid & Permit Specification
01 25 00	SUBSTITUTION REQUEST	0	06/20/22		Bid & Permit Specification
01 25 00a	SUBSTITUTION REQUEST FORM	0	06/20/22		Bid & Permit Specification
01 26 00	CONTRACT MODIFICATION PROCEDURES	0	06/20/22		Bid & Permit Specification
01 31 00	PROJECT MANAGEMENT AND COORDINATION	0	06/20/22		Bid & Permit Specification
01 32 00	CONSTRUCTION PROGRESS DOCUMENTATION	0	06/20/22		Bid & Permit Specification
01 32 33	PHOTOGRAPHIC DOCUMENTATION	0	06/20/22		Bid & Permit Specification
01 33 00	SUBMITTAL PROCEDURES	0	06/20/22		Bid & Permit Specification
01 33 01	BIM AND ELECTRONIC DOCUMENTS TRANSFER TERMS AND CONDITIONS	0	06/20/22		Bid & Permit Specification
01 35 13-16	SPECIAL PROJECT PROCEDURES FOR DETENTION FACILITIES	0	06/20/22		Bid & Permit Specification
01 40 00	QUALITY REQUIREMENTS	0	06/20/22		Bid & Permit Specification
01 42 00	REFERENCES	0	06/20/22		Bid & Permit Specification
01 43 39	MOCKUPS	0	06/20/22		Bid & Permit Specification
01 50 00	TEMPORARY FACILITIES AND CONTROLS	0	06/20/22		Bid & Permit Specification

Exhibit B  
Project Documents

Job #: 62270-900 Village of Caledonia Public Safety Building  
5045 Chester Lane  
Racine, Wisconsin 53402



Number	Description	Revision	Issued Date	Received Date	Set
01 60 00	PRODUCT REQUIREMENTS	0	06/20/22		Bid & Permit Specification
01 74 19	CONSTRUCTION WASTE MANAGEMENT AND DISPOSAL	0	06/20/22		Bid & Permit Specification
01 77 00	CLOSEOUT PROCEDURES	0	06/20/22		Bid & Permit Specification
01 78 23	OPERATION AND MAINTENANCE DATA	0	06/20/22		Bid & Permit Specification
01 78 39	PROJECT RECORD DOCUMENTS	0	06/20/22		Bid & Permit Specification
01 79 00	DEMONSTRATION AND TRAINING	0	06/20/22		Bid & Permit Specification
<b>03 - Concrete</b>					
03 05 10	CONCRETE POROSITY INHIBITING ADMIXTURE (PIA)	0	06/20/22		Bid & Permit Specification
03 30 00	CAST IN PLACE CONCRETE	0	06/20/22		Bid & Permit Specification
<b>04 - Masonry</b>					
04 20 00	UNIT MASONRY	0	06/20/22		Bid & Permit Specification
<b>05 - Metals</b>					
05 12 00	STRUCTURAL STEEL FRAMING	0	06/20/22		Bid & Permit Specification
05 21 00	STEEL JOIST FRAMING	0	06/20/22		Bid & Permit Specification
05 31 00	STEEL DECKING	0	06/20/22		Bid & Permit Specification
05 40 00	COLD-FORMED METAL FRAMING	0	06/20/22		Bid & Permit Specification
05 50 00	METAL FABRICATIONS	0	06/20/22		Bid & Permit Specification
05 51 13	METAL PAN STAIRS	0	06/20/22		Bid & Permit Specification
05 52 13	PIPE AND TUBE RAILINGS	0	06/20/22		Bid & Permit Specification
<b>06 - Wood, Plastics, and Composites</b>					
06 10 53	MISCELLANEOUS ROUGH CARPENTRY	0	06/20/22		Bid & Permit Specification
06 16 00	SHEATHING	0	06/20/22		Bid & Permit Specification
06 41 16	PLASTIC-LAMINATE-FACED ARCHITECTURAL CABINETS	0	06/20/22		Bid & Permit Specification
06 64 00	PLASTIC PANELING	0	06/20/22		Bid & Permit Specification
<b>07 - Thermal and Moisture Protection</b>					
07 13 26	SELF-ADHERING SHEET WATERPROOFING	0	06/20/22		Bid & Permit Specification
07 21 00	THERMAL INSULATION	0	06/20/22		Bid & Permit Specification
07 24 21	DIRECT APPLIED EXTERIOR FINISH SYSTEM (DEFS)	0	06/20/22		Bid & Permit Specification
07 27 26	FLUID-APPLIED MEMBRANE AIR BARRIERS	0	06/20/22		Bid & Permit Specification
07 42 13	METAL COMPOSITE MATERIAL WALL PANELS	0	06/20/22		Bid & Permit Specification
07 46 16	ALUMINUM SIDING	0	06/20/22		Bid & Permit Specification
07 54 23	THERMOPLASTIC POLYOLEFIN (TPO) ROOFING	0	07/06/22		Addendum #2
07 62 00	SHEET METAL FLASHING AND TRIM	0	06/20/22		Bid & Permit Specification
07 71 00	ROOF SPECIALTIES	0	06/20/22		Bid & Permit Specification
07 72 00	ROOF ACCESSORIES	0	06/20/22		Bid & Permit Specification
07 84 13	PENETRATION FIRESTOPPING	0	06/20/22		Bid & Permit Specification
07 84 46	FIRE-RESISTIVE JOINT SYSTEMS	0	06/20/22		Bid & Permit Specification

Exhibit B  
Project Documents

Job #: 62270-900 Village of Caledonia Public Safety Building  
5045 Chester Lane  
Racine, Wisconsin 53402



Number	Description	Revision	Issued Date	Received Date	Set
07 92 00	JOINT SEALANTS	0	06/20/22		Bid & Permit Specification
<b>08 - Openings</b>					
08 11 13	HOLLOW METAL DOORS AND FRAMES	0	06/20/22		Bid & Permit Specification
08 14 16	FLUSH WOOD DOORS	0	06/20/22		Bid & Permit Specification
08 31 13	ACCESS DOORS AND FRAMES	0	06/20/22		Bid & Permit Specification
08 33 23	OVERHEAD COILING DOORS	0	06/20/22		Bid & Permit Specification
08 36 13	SECTIONAL DOORS	0	06/20/22		Bid & Permit Specification
08 41 13	ALUMINUM-FRAMED ENTRANCES AND STOREFRONTS	0	06/20/22		Bid & Permit Specification
08 56 53	SECURITY WINDOWS	0	06/20/22		Bid & Permit Specification
08 71 00	DOOR HARDWARE	0	06/20/22		Bid & Permit Specification
08 80 00	GLAZING	0	06/20/22		Bid & Permit Specification
08 83 00	MIRRORS	0	06/20/22		Bid & Permit Specification
08 88 53	SECURITY GLAZING	0	06/20/22		Bid & Permit Specification
<b>09 - Finishes</b>					
09 05 61.13	COMMON WORK RESULTS FOR FLOORING PREPARATION	0	06/20/22		Bid & Permit Specification
09 22 16	NON-STRUCTURAL METAL FRAMING	0	06/20/22		Bid & Permit Specification
09 29 00	GYPSUM BOARD	0	06/20/22		Bid & Permit Specification
09 30 13	CERAMIC TILING	0	06/20/22		Bid & Permit Specification
09 51 23	ACOUSTICAL TILE CEILINGS	0	06/20/22		Bid & Permit Specification
09 54 26	SUSPENDED WOOD CEILINGS	0	06/20/22		Bid & Permit Specification
09 65 13	RESILIENT BASE AND ACCESSORIES	0	06/20/22		Bid & Permit Specification
09 65 19	RESILIENT TILE FLOORING	0	06/20/22		Bid & Permit Specification
09 65 36	STATIC CONTROL RESILIENT FLOORING	0	06/20/22		Bid & Permit Specification
09 67 23	RESINOUS FLOORING	0	06/20/22		Bid & Permit Specification
09 68 13	TILE CARPETING	0	06/20/22		Bid & Permit Specification
09 72 00	WALL COVERINGS	0	06/20/22		Bid & Permit Specification
09 84 33	SOUND-ABSORBING WALL UNITS	0	06/20/22		Bid & Permit Specification
09 91 13	EXTERIOR PAINTING	0	06/20/22		Bid & Permit Specification
09 91 23	INTERIOR PAINTING	0	06/20/22		Bid & Permit Specification
09 96 00	HIGH-PERFORMANCE COATINGS	0	06/20/22		Bid & Permit Specification
09 96 16	TACKABLE WALL SURFACES	0	06/20/22		Bid & Permit Specification
<b>10 - Specialties</b>					
10 11 00	VISUAL DISPLAY UNITS	0	06/20/22		Bid & Permit Specification
10 14 00	SIGNAGE	0	06/20/22		Bid & Permit Specification
10 14 19	DIMENSIONAL LETTER SIGNAGE	0	06/20/22		Bid & Permit Specification
10 21 13.13	METAL TOILET COMPARTMENTS	0	06/20/22		Bid & Permit Specification
10 26 00	WALL AND DOOR PROTECTION	0	06/20/22		Bid & Permit Specification

Exhibit B  
Project Documents

Job #: 62270-900 Village of Caledonia Public Safety Building  
5045 Chester Lane  
Racine, Wisconsin 53402



Number	Description	Revision	Issued Date	Received Date	Set
10 28 00	TOILET, BATH, AND LAUNDRY ACCESSORIES	0	06/20/22		Bid & Permit Specification
10 44 13	FIRE EXTINGUISHER CABINETS	0	06/20/22		Bid & Permit Specification
10 44 16	FIRE EXTINGUISHERS	0	06/20/22		Bid & Permit Specification
10 51 23	PLASTIC LAMINATE CLAD LOCKERS	0	06/20/22		Bid & Permit Specification
10 75 16	GROUND-SET FLAGPOLES	0	06/20/22		Bid & Permit Specification
<b>11 - Equipment</b>					
11 19 00	DETENTION SECURITY	0	06/20/22		Bid & Permit Specification
11 19 10	DETENTION HOLLOW METAL	0	06/20/22		Bid & Permit Specification
11 54 50	SUSPENDED METAL SECURITY PANEL CEILING SYSTEMS	0	06/20/22		Bid & Permit Specification
11 54 60	SUSPENDED METAL SECURITY PLANK CEILING SYSTEMS	0	06/20/22		Bid & Permit Specification
<b>12 - Furnishings</b>					
12 24 13	ROLLER WINDOW SHADES	0	06/20/22		Bid & Permit Specification
12 36 16	METAL COUNTERTOPS	0	06/20/22		Bid & Permit Specification
12 36 19	WOOD COUNTERTOPS	0	06/20/22		Bid & Permit Specification
12 36 61.16	SOLID SURFACING COUNTERTOPS	0	06/20/22		Bid & Permit Specification
12 36 61.19	QUARTZ AGGLOMERATE COUNTERTOPS	0	06/20/22		Bid & Permit Specification
12 48 13	ENTRANCE FLOOR MATS AND FRAMES	0	06/20/22		Bid & Permit Specification
<b>13 - Special Construction</b>					
13 07 00	BULLET RESISTANT FIBERGLASS PANELS	0	06/20/22		Bid & Permit Specification
<b>21 - Fire Suppression</b>					
21 05 00	COMMON WORK RESULTS FOR FIRE SUPPRESSION	0	06/20/22		Bid & Permit Specification
21 13 13	WET-PIPE SPRINKLER SYSTEMS	0	06/20/22		Bid & Permit Specification
21 13 16	DRY-PIPE SPRINKLER SYSTEMS	0	06/20/22		Bid & Permit Specification
21 19 00	PRE-ACTION DELUGE FIRE SUPPRESSION SYSTEM	0	06/20/22		Bid & Permit Specification
21 22 00	CLEAN AGENT FIRE EXTINGUISHING SYSTEMS	0	06/20/22		Bid & Permit Specification
<b>22 - Plumbing</b>					
22 05 29	HANGERS AND SUPPORT FOR PLUMBING PIPING AND EQUIPMENT	0	06/20/22		Bid & Permit Specification
22 05 53	IDENTIFICATION FOR PLUMBING PIPING AND EQUIPMENT	0	06/20/22		Bid & Permit Specification
22 07 00	PLUMBING INSULATION	0	06/20/22		Bid & Permit Specification
22 11 00	FACILITY WATER DISTRIBUTION	0	06/20/22		Bid & Permit Specification
22 13 00	FACILITY SANITARY SEWERAGE	0	06/20/22		Bid & Permit Specification
22 14 00	FACILITY STORM DRAINAGE	0	06/20/22		Bid & Permit Specification
22 34 00	FUEL-FIRED DOMESTIC WATER HEATERS	0	06/20/22		Bid & Permit Specification
22 40 00	PLUMBING FIXTURES	0	06/20/22		Bid & Permit Specification
<b>23 - Heating, Ventilating, and Air Conditioning (HVAC)</b>					
23 05 13	COMMON MOTOR REQUIREMENTS FOR HVAC EQUIPMENT	0	06/20/22		Bid & Permit Specification
23 05 29	HANGERS AND SUPPORT FOR HVAC EQUIPMENT	0	06/20/22		Bid & Permit Specification

Exhibit B  
Project Documents

Job #: 62270-900 Village of Caledonia Public Safety Building  
5045 Chester Lane  
Racine, Wisconsin 53402



Number	Description	Revision	Issued Date	Received Date	Set
23 05 53	IDENTIFICATION FOR HVAC PIPING AND EQUIPMENT	0	06/20/22		Bid & Permit Specification
23 05 93	TESTING, ADJUSTING, AND BALACING FOR HVAC	0	06/20/22		Bid & Permit Specification
23 07 00	HVAC INSULATION	0	06/20/22		Bid & Permit Specification
23 08 00	COMMISSIONING OF HVAC	0	06/20/22		Bid & Permit Specification
23 09 00	HVAC INSTRUMENTATION	0	06/20/22		Bid & Permit Specification
23 09 23	DIRECT DIGITAL CONTROLS	0	06/20/22		Bid & Permit Specification
23 11 23	FACILITY NATURAL GAS PIPING	0	06/20/22		Bid & Permit Specification
23 15 00	GENERAL SERVICE COMPRESSED AIR SYSTEMS	0	06/20/22		Bid & Permit Specification
23 21 13	HYDRONIC PIPING	0	06/20/22		Bid & Permit Specification
23 21 16	HYDRONIC PIPING SPECIALTIES	0	06/20/22		Bid & Permit Specification
23 21 23	HYDRONIC PUMPS	0	06/20/22		Bid & Permit Specification
23 31 00	HVAC DUCTS AND CASINGS	0	06/20/22		Bid & Permit Specification
23 32 00	VEHICLE EXHAUST SYSTEMS	0	06/20/22		Bid & Permit Specification
23 33 00	AIR DUCT ACCESSORIES	0	06/20/22		Bid & Permit Specification
23 34 00	HVAC FANS	0	06/20/22		Bid & Permit Specification
23 36 00	AIR TERMINAL UNITS	0	06/20/22		Bid & Permit Specification
23 37 00	AIR OUTLETS AND INLETS	0	06/20/22		Bid & Permit Specification
23 52 35	BOILERS AND ACCESSORIES	0	06/20/22		Bid & Permit Specification
23 54 00	FUEL-FIRED MAKE-UP AIR UNITS	0	06/20/22		Bid & Permit Specification
23 55 00	FUEL-FIRED HEATERS	0	06/20/22		Bid & Permit Specification
23 81 06	PACKAGED ROOFTOP UNITS	0	06/20/22		Bid & Permit Specification
23 81 23	COMPUTER ROOM AIR CONDITIONERS	0	06/20/22		Bid & Permit Specification
23 82 00	CONVECTION HEATING AND COOLING UNITS	0	06/20/22		Bid & Permit Specification
23 90 13	NOx AND CO GAS DETECTION	0	06/20/22		Bid & Permit Specification
<b>26 - Electrical</b>					
26 05 03	EQUIPMENT WIRING CONNECTIONS	0	06/20/22		Bid & Permit Specification
26 05 19	ELECTRICAL POWER CONDUCTORS AND CABLES	0	06/20/22		Bid & Permit Specification
26 05 26	GROUNDING AND BONDING	0	06/20/22		Bid & Permit Specification
26 05 29	HANGERS AND SUPPORTS	0	06/20/22		Bid & Permit Specification
26 05 33	RACEWAYS AND BOXES	0	06/20/22		Bid & Permit Specification
26 05 34	FLOOR BOXES FOR ELECTRICAL SYSTEMS	0	06/20/22		Bid & Permit Specification
26 05 53	IDENTIFICATION FOR ELECTRICAL SYSTEMS	0	06/20/22		Bid & Permit Specification
26 05 73	OVERCURRENT PROTECTIVE DEVICE COORDINATION STUDY	0	06/20/22		Bid & Permit Specification
26 09 23	LIGHTING CONTROL DEVICES	0	06/20/22		Bid & Permit Specification
26 22 00	LOW VOLTAGE TRANSFORMERS	0	06/20/22		Bid & Permit Specification
26 24 13	SWITCHBOARDS	0	06/20/22		Bid & Permit Specification
26 24 16	PANELBOARDS	0	06/20/22		Bid & Permit Specification

Exhibit B  
Project Documents

Job #: 62270-900 Village of Caledonia Public Safety Building  
5045 Chester Lane  
Racine, Wisconsin 53402



Number	Description	Revision	Issued Date	Received Date	Set
26 27 16	ELECTRICAL CABINETS AND ENCLOSURES	0	06/20/22		Bid & Permit Specification
26 27 26	WIRING DEVICES	0	06/20/22		Bid & Permit Specification
26 28 13	FUSES	0	06/20/22		Bid & Permit Specification
26 28 19	ENCLOSED SWITCHES	0	06/20/22		Bid & Permit Specification
26 28 26	ENCLOSED TRANSFER SWITCHES	0	06/20/22		Bid & Permit Specification
26 32 13	ENGINE GENERATORS	0	06/20/22		Bid & Permit Specification
26 36 13	GENERATOR DOCKING STATION	0	06/20/22		Bid & Permit Specification
26 43 13	SURGE PROTECTIVE DEVICES	0	06/20/22		Bid & Permit Specification
26 51 00	INTERIOR LIGHTING	0	06/20/22		Bid & Permit Specification
26 56 00	EXTERIOR LIGHTING	0	06/20/22		Bid & Permit Specification
<b>27 - Communications</b>					
27 05 26	GROUNDING AND BONDING FOR COMMUNICATIONS SYSTEMS	0	06/20/22		Bid & Permit Specification
27 05 53	IDENTIFICATION FOR COMMUNICATION SYSTEMS	0	06/20/22		Bid & Permit Specification
27 13 43	COMMUNICATIONS SERVICES CABLING	0	06/20/22		Bid & Permit Specification
27 51 16	MULTI PURPOSE ROOM PUBLIC ADDRESS SYSTEM	0	06/20/22		Bid & Permit Specification
<b>28 - Electronic Safety and Security</b>					
28 31 00	FIRE DETECTION AND ALARM	0	06/20/22		Bid & Permit Specification
28 46 19	ELECTRONIC DETENTION CONTROL AND MONITORING SYSTEM	0	06/20/22		Bid & Permit Specification
<b>32 - Exterior Improvements</b>					
32 31 13	CHAIN LINK FENCES AND GATES	0	06/20/22		Bid & Permit Specification
32 92 19	LAWN SEEDING	0	06/20/22		Bid & Permit Specification
32 93 00	LANDSCAPING	0	06/20/22		Bid & Permit Specification







**EXHIBIT D**  
**INSURANCE REQUIREMENTS**

Contractor's Insurance: Prior to the Contractor commencing any work on the project job site, and as a condition of payment, the Contractor shall provide proof of insurance which meets Riley Construction Company's minimum requirements as outlined below.

**A. Worker's Compensation**

1. Minimum limits of liability: Statutory limits in jurisdictions of operation

**B. Employer's Liability**

1. Minimum limits of liability:
- a) Wisconsin: \$ 100,000 each accident  
\$ 500,000 disease - policy limit  
\$ 100,000 disease - each employee
  - b) Illinois: \$ 1,000,000 each accident  
\$ 1,000,000 disease - policy limit  
\$ 1,000,000 disease - each employee

**C. Commercial General Liability**

1. Minimum limits of liability (which may be satisfied by combinations of primary & excess layers):
- \$ 1,000,000 each occurrence
  - \$ 2,000,000 aggregate - per project
  - \$ 2,000,000 products - completed operations aggregate
  - \$ 1,000,000 personal & adv injury
  - \$ 100,000 damage to rented premises
  - \$ 5,000 medical payments to any one person
2. Coverage required:
- a) Premises / Operations Liability
  - b) Occurrence Bodily Injury and Property Damage Liability
  - c) Independent Contractor's Liability
  - d) Completed Operations and Product Liability maintained for at least one year beyond completion dates of project
  - e) Blanket Broad Form Contractual Liability (with no limitations by endorsement and which specifically covers the Indemnity Provisions of the Agreement between Contractor and Riley Construction Company)
  - f) Broad Form Property Damage Liability (including Completed Operations)
  - g) Per Project Aggregate shall apply to Riley Construction projects
  - h) Professional Liability Coverage (Errors and Omissions) for your work or work performed for others (may be provided via Contingency Professional Liability Coverage Endorsement). Professional Liability Coverage limits shall be a minimum of the following:
    - Limit of \$2,000,000.00 per claim
    - General Aggregate of \$2,000,000.00 for the contract services rendered
  - i) Pollution Liability Coverage shall be required per the contract documents and specifications set out by Riley Construction Company, Inc. and/or by the Owner.
  - j) The coverage afforded the Additional Insureds shall be primary insurance.
  - k) There shall be no residential exclusions and/or limitations on any line of insurance including umbrella coverage.



**D. Comprehensive Automobile**

1. Minimum limits of liability: \$ 1,000,000 combined single limit

**E. Excess / Umbrella Liability**

1. Minimum limits of liability:
  - \$ 2,000,000 each occurrence
  - \$ 2,000,000 general aggregate
2. All MEP subcontractors and any other subcontractor who will perform work on the project site where the aggregate amount to be paid to the subcontractor totals \$1,000,000.00 or more shall maintain the following minimum limits of liability:
  - \$5,000,000.00 each occurrence
  - \$5,000,000.00 general aggregate

**F. Certificate of Insurance Requirements**

1. Riley Construction Co. (including its shareholders, directors, officers, agents, and employees), the Project Owner, and the Project Architect must be added as additional insured to General and Excess Liability insurance. If the Additional Insureds have other insurance which is applicable to a loss, such other insurance shall be on an excess or contingent basis. The amount of the Contractor's liability under this policy shall not be reduced by the existence of such other insurance.
2. All additional insured endorsements (including any other endorsement as to completed operations) and any limitations of required primary coverage must be provided with certificates and waiver of subrogation. Endorsements and waivers shall apply for ongoing and completed work using ISO form CG2010 1185, or a combination of ISO forms CG2010 1001 and CG2037 1001 or equivalent. Waiver of subrogation applies in favor of the additional insured's for general liability, and form WC000313 for worker's compensation.
3. Any changes / exclusions of the Excess / Umbrella policy as to aggregates and/or additional insured shall be provided by copy of the relevant endorsement or policy language.
4. All self insured retentions and/or deductible and/or other assumed financial arrangements must be disclosed on the certificate or via endorsement.
5. General Liability, Workers Compensation, and Umbrella policies shall contain a Waiver of Subrogation as to Riley Construction Co., Project Owner and Architect.
6. All certificates and endorsements shall be submitted as Certificate Holder to: Riley Construction Co.
7. Professional Liability Coverage limits, deductibles/SIR, policy number and effective dates shall be identified on the Certificate of Insurance per the contract requirements.
8. Pollution Liability Coverage limits, deductibles/SIR, policy number and effective dates shall be identified on the Certificate of Insurance per the contract requirements.
9. Thirty (30) day's notice of cancellation or material change shall be given to Certificate Holder. The certificate shall not include language (as appears on the ACORD form) such as "if any" or "but failure to mail such notice shall impose no obligation or liability of any kind upon the company, its agents, or representatives".
10. For Illinois projects, the certificate of insurance shall indicate that the umbrella/excess liability shall meet the employer's liability coverage or a copy of the umbrella/excess schedule must be provided.

**G. No Limit on Liability**

1. The insurance of Contractor shall in no way act as a limit on the coverage afforded to Riley Construction Co. or act as a description of the obligations of the Contractor.
2. The failure of Riley Construction Co. to require Contractor to comply with all terms and conditions shall not act as a waiver or, in any way, limit the obligations of Contractor.

**H. Insurance Carriers**

1. All insurance carriers are subject to the reasonable approval of Riley Construction Co.





I. **“Flow Down Language” Insurance Requirements**

1. Insurance requirements established by the Owner shall also apply to Riley's Exhibit "A" insurance requirements and if there is a discrepancy in the type of insurance coverage or limits, the insurance requirements with the higher limits and more restrictive coverage shall apply.

J. **Building Information Modelling “BIM”**

This information is being updated solely for the use of Riley Construction Company, Inc. and may contain inaccuracies. Riley Construction Company, Inc. makes no representation regarding the accuracy, adequacy, completeness, legality, reliability or usefulness of the information contained within these files. Information contained within these files does not override or replace, nor is it intended to override or replace, any requirements under the contract documents, original drawings and specifications, the prime contract, or the subcontracts. Use of, and reliance on, any information contained within these files is done entirely at the user's risk. Riley Construction Company, Inc. takes no responsibility for accuracy or completeness of this information and shall not be held liable for any improper or incorrect use of the information described and/or contained herein and assumes no responsibility for anyone's use of the information.

User's agrees to defend, indemnify, and hold harmless Riley Construction Company, Inc., it's officers, and employees from all claims and expenses, including attorney's fees, arising from your use of the information.